

# Trimester 3 Frequently Misspelled Words

does

wrote

wear

says

before

school

easy

little

every

many

read

close

right

sure

write

could



Name \_\_\_\_\_

# fancy words

Write each word in a picture frame and fancy it up with colors and designs.

1	2
3	4
5	6
7	8

9

10

11

12

13

14

15

16

17


18

Name \_\_\_\_\_


# crazy shapes

Write each word around the outside edge of a shape as many times as it will fit.


1



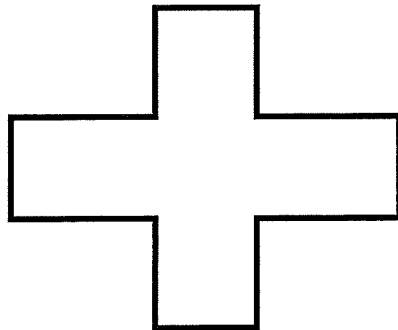
2




3



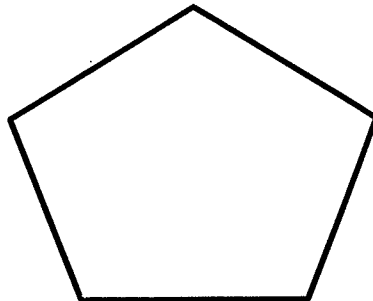
4



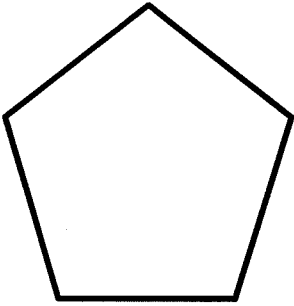
5



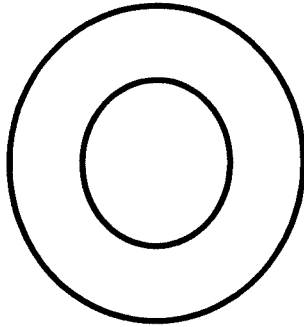
6



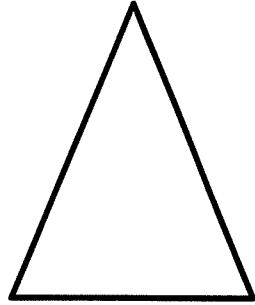
7




8



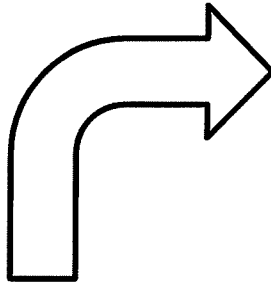
9




10




11



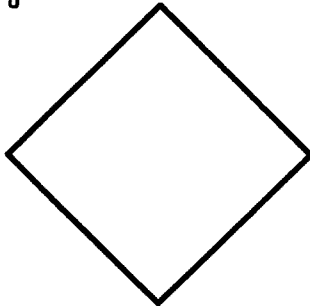
12



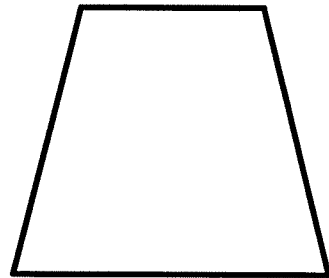
13



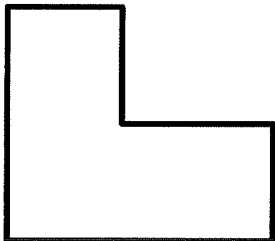
14




15




16



17



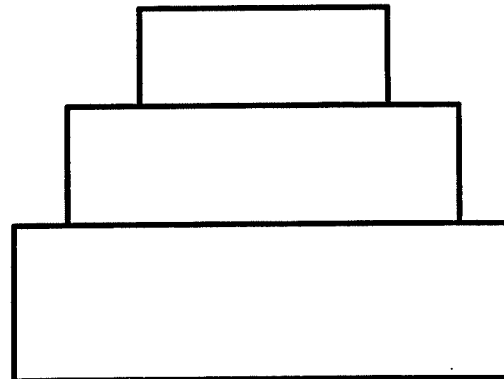
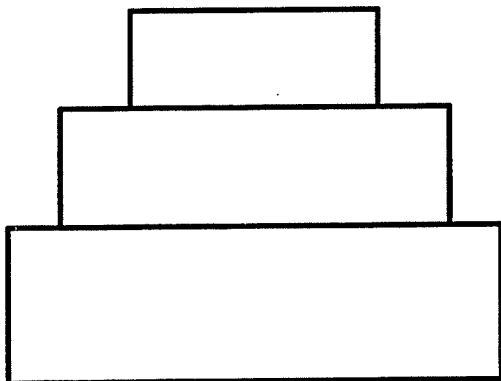
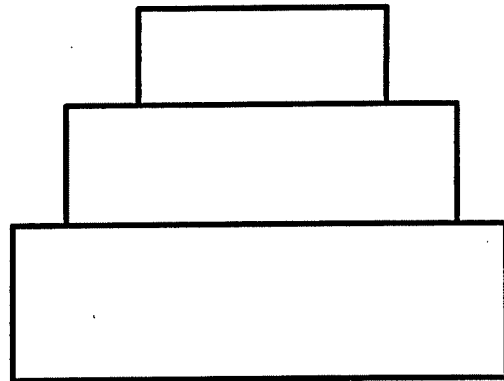
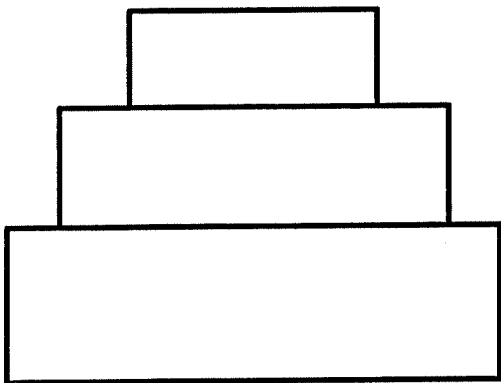
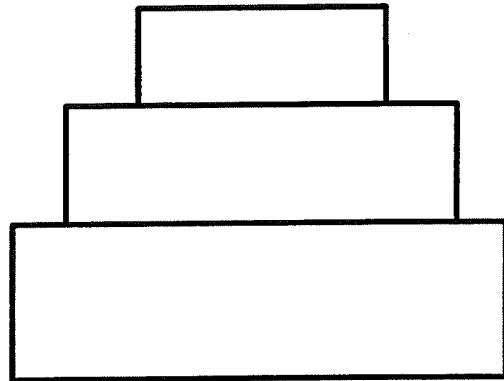
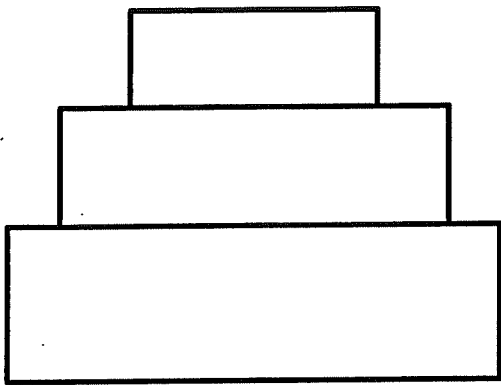
18

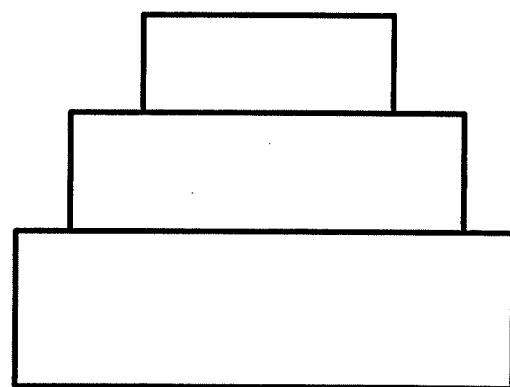
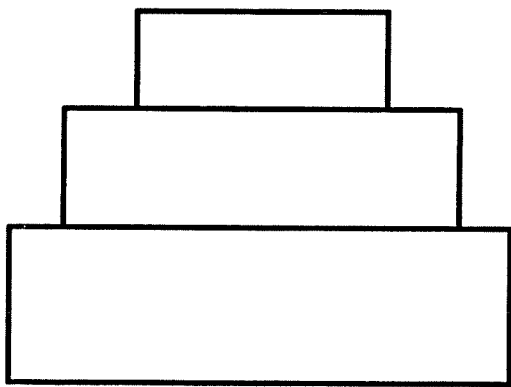
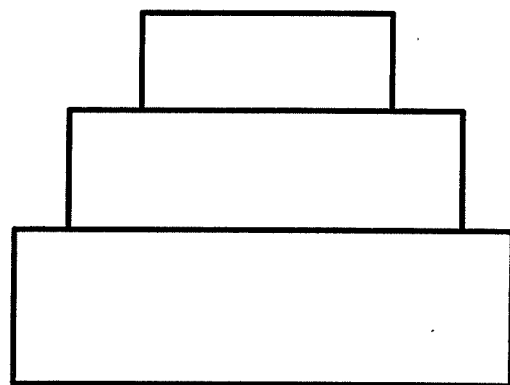
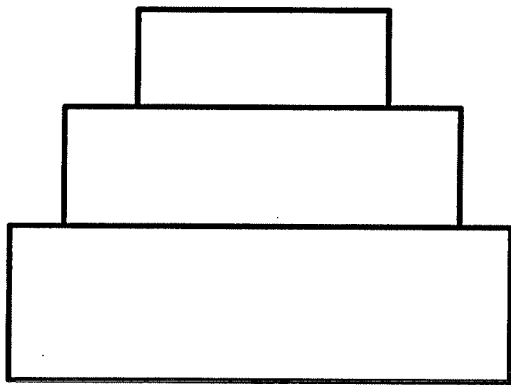
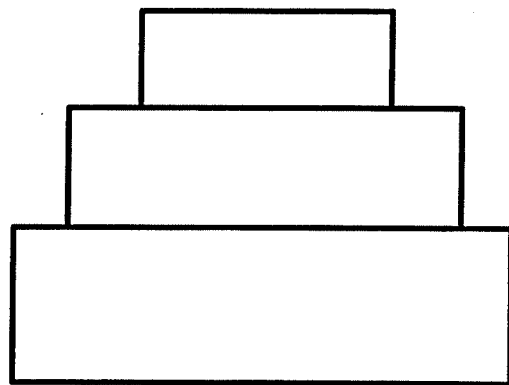
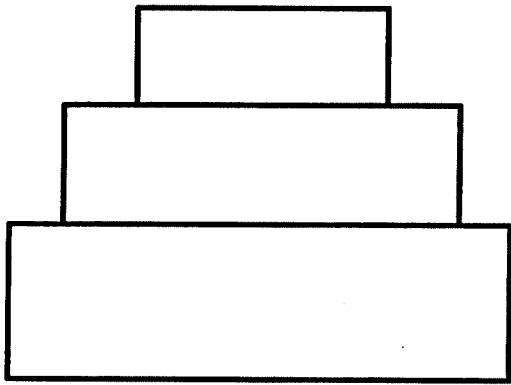
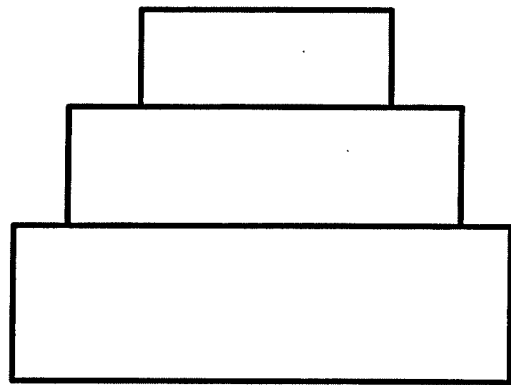
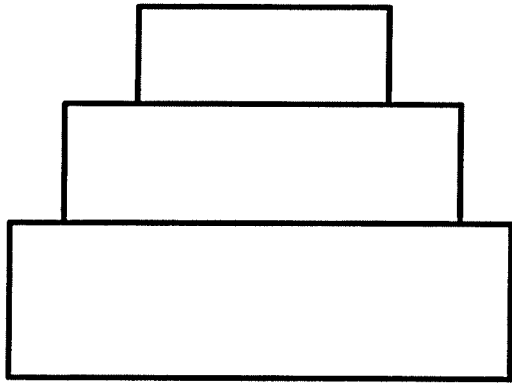


Name \_\_\_\_\_

small medium large

Write each word in three different sizes: small, medium and large.








Name \_\_\_\_\_

# silly stories

Use your words to write a silly story. Draw a picture of it in the box.



---

---

---

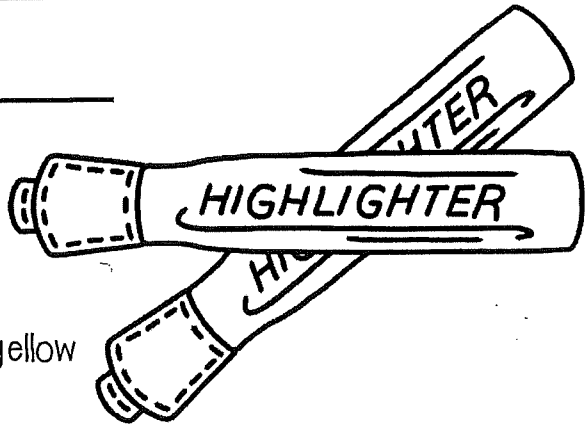
---

---

A large rectangular frame containing 20 horizontal lines, providing a space for writing or drawing.

Name \_\_\_\_\_

# highlight it



Write your sight words with a highlighter, yellow marker or crayon.

1

10

2

11

3

12

4

13

5

14

6

15

7

16

8


17

9

18

Name \_\_\_\_\_

# magic words



Write your words in white crayon. Then color over the words with a marker to make them magically appear.

1

10

2

11

3

12

4

13

5

14

6

15

7

16

8

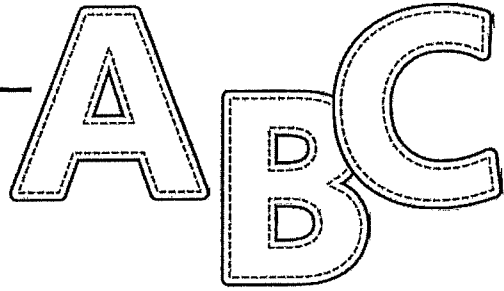
17

9

18

Name \_\_\_\_\_

# ABC order



Organize your word cards in ABC order and then write the list below.

1

10

2

11

3

12

4

13

5

14

6

15

7

16

8

17

9

18

Name \_\_\_\_\_

circle it



Write your words below. Then use a red crayon or marker to circle the vowels: A, E, I, O, U and sometimes Y.

1

10

2

11

3

12

4

13

5

14

6

15

7

16

8

17


9

18

Name \_\_\_\_\_

# hide it

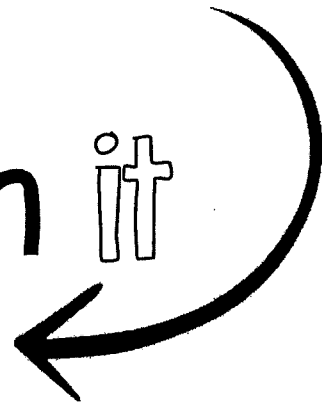
Hide your words in the picture below. Then pass the paper to a friend and have him write the words he finds on the lines at the bottom.



_____	_____	_____
_____	_____	_____
_____	_____	_____
_____	_____	_____
_____	_____	_____
_____	_____	_____

Name \_\_\_\_\_

# upside down it



Tape your paper to the bottom of your desk. Lay on your back and write your words below.

1

10

2

11

3

12

4

13

5

14

6

15

7

16

8

17

9

18