

Sounds are Fun!



Modified by Alyssa Wojtyna

Adapted from SLP Megan Kado's "Speech Sound Metaphors"
In cooperation with Jackie Seybold SLP, Katie Steffes Head Start/4K Teacher,
Amanda Dohms EC:SPED Teacher

Pictures/Signs adapted from SLP Judy Herrell's "Signing for Sounds"

Photos: Rachel Haake

Sung to the tune of Twinkle, Twinkle

Directions

- Say the letter name for the upper and lowercase letters at the top.
- "A a a says /a/ apple, apple, /a/, /a/, /a/"
- Sung to the tune of Twinkle, Twinkle Little Star
- Do the visual cues while singing.

A a



Apple, apple,

A... a... a...
(Orton Gillingham)


- "Bouncing sound"
- Lips together
- Voice on

B b



Bubbles, bubbles, B...b...b

C c

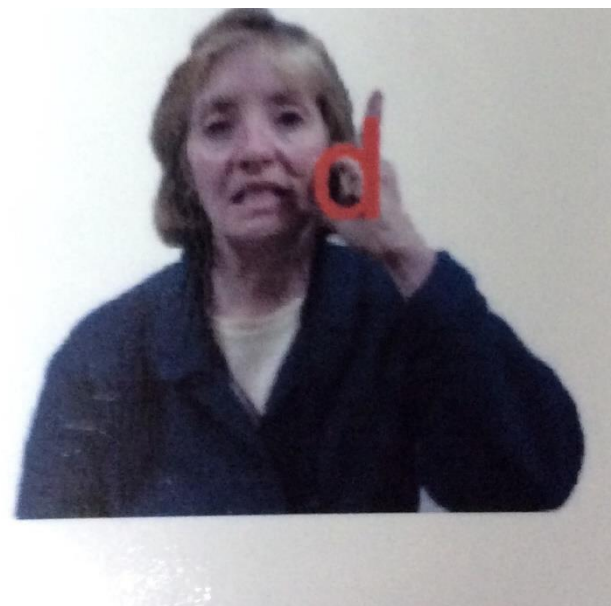


Car crash, car crash

C...c...c

- "Drumming sound"
- Tongue tip up behind top teeth
- Voice on

D d



Dinosaur, dinosaur

D...d...d

E e




Egg, egg

E...e...e
(Orton Gillingham)

- "Angry cat sound"
- Bite lower lip
- Top teeth out over bottom lip
- Blow air out
- Voice off

F f



Football, football

F...f...f
(Angry Cat sound)

- "Gargling sound"
- Tip of tongue down behind bottom teeth
- Back of tongue bunched in back of mouth
- Show hand bunched back
- Point to throat (where sound comes from)
- Voice on

G g



Gargle, gargle, G... g... g...

- "Laughing sound"
- Haha, heehee
- Voice off

H h



Hippo, hippo



H... h... h...
(Laughing sound)

I i




Icky, icky

I... i... i...
(Orton Gillingham)

- "Jumping sound"
- Lips out
- Quick air
- Voice on

J j




Jumping, **j**umping

J... j... j...

- "Car crashing sound"
- Tongue tip down behind bottom teeth
- Back of tongue bunched in back of mouth
- Pull hand back to make a bunch
- Point to throat where sounds comes from
- Voice off

K k



Kiwi, kiwi

K... k... k...
(Car crash sound)

- "Singing sound"
- Tongue tip up behind top teeth
- Lips open/apart or pulled back
- Voice on

L I



Lion, lion,

L... I... I...
(Singing sound)

- "Tastes good sound" mmm
- Lips together
- Voice on
- Point to lips to show how they are together
- Voice on

M m



Muffin, muffin,

M... m... m...
(Tastes good sound)

- "No no sound"
- Tongue tip up on the bump or hill behind front teeth
- Voice on

N n



Necklace, necklace,

N... n... n...
(No no sound)

O o



Octopus, octopus,

O... o... o...
(Orton Gillingham)

- "Popping sound"
- Lips together then popping sound
- Voice off


P p



Popcorn, **p**opcorn

P... **p**... **p**...
(Popping sound)

Q q



Quarter, quarter,

Q... q... q...

(Quack quack sound)

- "Puppy bark sound"
- Initial R: smile, lips apart or pulled back
- R blends: smile, lips apart or pulled back
- Voice on

R r



Rainbow, rainbow,

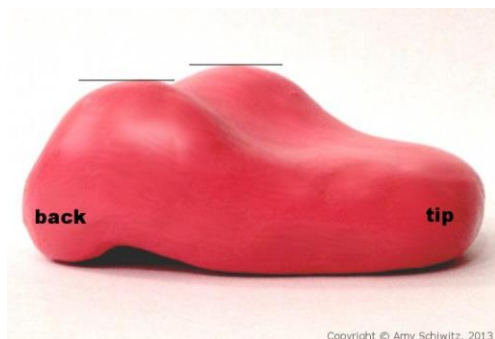


R... r... r...
(Puppy bark sound)

Vocalic or Vowel R (ar, or, er, ear, air, ire)


Bunched (retracted) for vocalic /r/

- Tongue is pulled back and the tip disappears.
- The back sides of the tongue should be touching the upper back molars (in the picture they are not, but it's difficult to capture tongue placement in a picture).
- The tongue is essentially smiling.
- Verbal cue: bunch your tongue tight
- Visual cue: hand gesture, motion (hold hand out flat, palm facing down, pull hand back to make a mountain)



Tip up (retroflex) for vocalic /r/

- Tongue tip is up and you should not be able to see it.
- The sides of the tongue should be touching the upper back teeth/molars.
- The tip of the tongue should not touch the roof of mouth, but be close.
- Middle roof of the mouth is crucial. Too far back yields a glottal or throaty sound and too far front yields an /l/ or /l/ like sound if the tongue flips down too fast after making the /r/ sound.
- Verbal cue: grand sweep, tongue tip up
- Visual cue: hand gesture, motion (hold hand out flat, palm facing up, curl fingers up towards body like you are closing your hand)




- "Snake sound"
- Teeth together, blow air out front of mouth
- Tongue stays behind teeth or "in jail"
- Voice off

S s



wiseGEEK

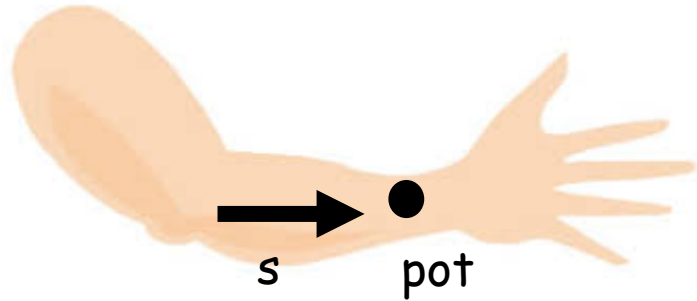


Snake, snake,

S... s... s...

- "Snake sound"
- Teeth together, blow air out front of mouth
- Tongue stays behind teeth or "in jail"
- Voice off

S blends (sp, st, sm, sn)



Run finger down arm for /s/ sound, then tap for rest of word (e.g., s...pot)

- "Tapping sound"
- Tongue tip up behind top teeth
- Quick air
- Voice off

T t



Tiger, tiger,

T... t... t...
(Tapping sound)

U u



Umbrella, umbrella

U... u... u...
(Orton Gillingham)

- "Vacuum sound"
- Top teeth out over bottom lip
- Bite bottom lip
- Voice on so you feel buzzing in lips/teeth

V v



Vacuum, **v**acuum,

V... **v**... **v**...


- "Crying sound"
- Lips rounded or together
- Voice on

W w




Window, window, W... w... w...
(Wind Sound)

X x



Box, box,



X... x... x...
(Car crashing & Snake Sound)

- "Yes yes sound"
- Lips apart, pulled back
- Voice on

Y y




Yo-yo, yo-yo,

Y... y... y...
(Yes yes sound)

- "Buzzing bee sound"
- Teeth together, tongue stays behind teeth or "in jail"
- Voice on so you feel buzzing in lips/teeth

Z z





Zebra, zebra,

Z... z... z...
(Buzzing bee sound)

- Voice on /th/
 - "Loud tongue sandwich sound"
 - Tongue is between your teeth
- Voice off /th/
 - "Quiet tongue sandwich sound"
 - Tongue is between your teeth

Th th




Thank you, thank you,

Th... th... th...

- "Quiet sound"
- Stick lips out, pucker lips
- Air is long
- Voice off

Sh sh



Shark, shark

Sh...sh...sh...

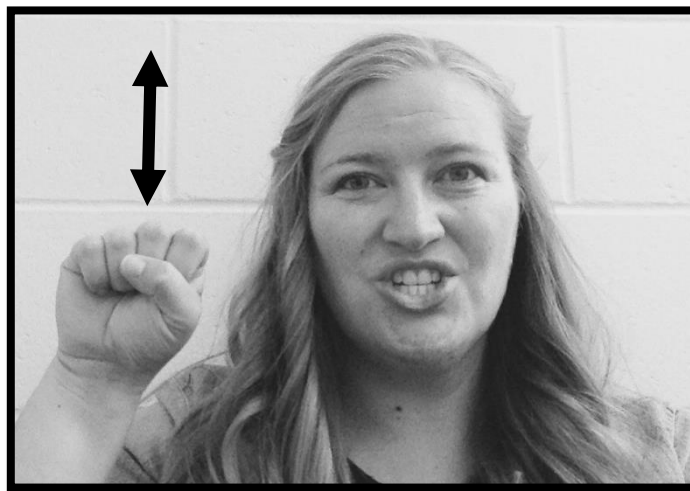
(Quiet sound)

- "Choo-choo sound"
- Stick your lips out, pucker lips
- Quick puff of air
- Voice off

Ch ch



Chease, **ch**ease



Ch... ch... ch...

(ch, ch sound)