







English



ESL at Home K-2 Weeks 1-2

Use notebook paper to complete these activities. Do one each day!

Monday	Tuesday	Wednesday	Thursday	Friday
<p>Watch a TV show or movie.</p> <p>List:</p> <ul style="list-style-type: none"> Title Characters Setting Beginning Middle End 	<p>Use objects in your house to invent something.</p> <p>Illustrate it and label it.</p> 	<p>What do you look like? Use a mirror to draw and label yourself.</p> 	<p>Write a word that starts with every letter of the alphabet.</p> <p>Example: A: apple B: boy</p>	<p>Use a toothbrush to measure 5 things in your house.</p> <p><small>Name: _____</small></p> <p> Toothbrush Measuring </p> <p>The <input type="text"/> is _____ toothbrushes long.</p> <p>The <input type="text"/> is _____ toothbrushes long.</p> <p>The <input type="text"/> is _____ toothbrushes long.</p> <p>The <input type="text"/> is _____ toothbrushes long.</p>
Monday	Tuesday	Wednesday	Thursday	Friday
<p>Find 10 things that are heavy. Draw them or write a list.</p> <p>Find 10 things that are red. Draw them or write a list.</p> <p>Find 10 things that are soft. Draw them or write a list.</p>	<p>Stack cans and boxes to make a tower. Stand back and throw a small pillow to knock it down.</p> 	<p>Write a message to someone, then write it backwards. Ask them to figure it out!</p> <p>Example: I love you</p> <p>uoy evol I</p>	<p>Write an acrostic poem using <u>your name</u>.</p> <p>Example: R: Really fun O: Outgoing Y: yellow hair</p>	<p>Watch two TV shows or movies and pick two characters. Draw a cartoon of them meeting each other.</p> 

ESL at Home K-2 Weeks 3-4

Use notebook paper to complete these activities. Do one each day!

Monday	Tuesday	Wednesday	Thursday	Friday		
Read a book to your family. Take turns retelling the story.	<p>Make a T-chart. Make a list of opposites, like big and small, yes and no.</p> <table><tr><td>Big Yes Happy</td><td>Small No Sad</td></tr></table>	Big Yes Happy	Small No Sad	<p>Find food in your house, like crackers or water bottles. Write or draw a math story problem. Omar has 6 crackers. Neveah ate three. How many are left?</p>	<p>Go outside. Tell someone what you see, hear, think, feel, and smell.</p>	<p>Choose an animal. Draw it and label its body parts. Write about how it moves.</p>
Big Yes Happy	Small No Sad					
Monday	Tuesday	Wednesday	Thursday	Friday		
Create shadow shapes on the wall. How many different shapes can you make with your hands?	<p>Use crackers or candy to write words you find in your home.</p> 	<p>Take a walk in your neighborhood. Use sticks, leaves, and rocks to make words.</p> 	<p>Sort your clothes or toys into rainbow order.</p> <p>Sort your clothes or toys into order, biggest to smallest.</p>	<p>Use the food in your house to create a menu with prices.</p> <p>Example: Milk = \$2.00 Bananas = \$3.00 Ice cream = \$1.00</p>		



ESL at Home 3-5 Weeks 1-2

Use notebook paper to complete these activities. Do one each day!

Monday	Tuesday	Wednesday	Thursday	Friday
Choose any TV show or movie. Write the title, characters, setting, beginning, middle, and end.	Use things you can find in your house to invent something new. Illustrate and label it. Write about how you would use this invention to solve a problem.	Write a letter to your teacher about what you did today. Use words like first, next, then, last, and finally.	Find something in your house that starts with every letter of the alphabet. Example: A: airplane toy B: bread	Choose something in your house to use as a measuring tool, like a water bottle or a spoon. Measure 10 things with that tool and make a list. Example: My bed is 12 water bottles long.
Monday	Tuesday	Wednesday	Thursday	Friday
Find 30 objects in your home. Sort them into lists. Example: things that are red, things that are plastic, things that are magnetic.	Roll up three pieces of paper to make tubes. Stand them up. See how many things you can stack on top of the tubes. Make a list of all the things you were able to stack.	Create a scavenger hunt for your family. Hide things around your house, then write clues to help them search.	Write acrostic poems to describe each member of your family (even your pets!) Example: M - magical A - ambitious X - eXcellent	Think of two characters from two different books or shows. Write a story about what might happen if they met each other.

ESL at Home 3-5 Weeks 3-4

Use notebook paper to complete these activities. Do one each day!

Monday	Tuesday	Wednesday	Thursday	Friday		
Read a book to your family, but don't let them see the title. Let them take turns to guess the title.	Make a T-chart. Make a list of opposites in your home. <table><tr><td>washer spoon</td><td>dryer fork</td></tr></table>	washer spoon	dryer fork	Find food in your house, like crackers or water bottles. Write or draw a word problem. Omar has 36 crackers. Neveah ate twenty-three. How many are left?	Go outside. Write and draw what you see, hear, think, feel, and smell.	Choose two animals. Draw and label their body parts. Create a venn diagram to compare them.
washer spoon	dryer fork					
Monday	Tuesday	Wednesday	Thursday	Friday		
Create a shadow puppet story on the wall. Write the title, characters, problem, solution, and ending to your story.	Use crackers or candy to write words you find in your home. 	Take a walk in your neighborhood. Use sticks, leaves, and rocks to leave messages for your neighbors. 	Think of someone you would like to interview. Write them a letter with your questions.	Use the food in your house to create a menu with prices. Use them to write word problems. Example: Milk = \$2.00 Bananas = \$3.00 Ice cream = \$1.00		


ESL At Home 6-8 Weeks 1-2

Use notebook paper to complete these activities. Do one each day!

Monday	Tuesday	Wednesday	Thursday	Friday																
Choose any book, TV show or movie. Write a 1 paragraph summary, and then write and illustrate an alternate ending.	Use things you can find in your house to invent something new. Illustrate and label it. Write about how you would use this invention to solve a problem.	Create a cipher code, then write a message to a family member. See if they can unlock the code. EX: <table><tr><td>A</td><td>B</td><td>C</td><td>D</td><td>E</td><td>F</td><td>G</td><td>H</td></tr><tr><td>Z</td><td>Y</td><td>X</td><td>W</td><td>V</td><td>U</td><td>T</td><td>S</td></tr></table>	A	B	C	D	E	F	G	H	Z	Y	X	W	V	U	T	S	For each letter of the alphabet, find four objects in your house that begin with the letter. Example: A: airplane toy, animal crackers.. B: bread C: D:	Choose something in your house to use as a measuring tool, like a water bottle or a spoon. Measure 10 things with that tool and make a list. Example: My bed = 12 water bottles by 16 water bottles.
A	B	C	D	E	F	G	H													
Z	Y	X	W	V	U	T	S													
Monday	Tuesday	Wednesday	Thursday	Friday																
Find 30 objects in your home. Sort them into lists. Example: things that are red, things that are plastic, things that are magnetic.	Roll up three pieces of paper to make tubes. Stand them up. See how many things you can stack on top of the tubes. Make a list of all the things you were able to stack.	Create a scavenger hunt for your family. Hide things around your house, then write clues to help them search.	Observe the cars that pass by your home in 1 hour. Tally the color of each car. Create ratios to explain the probability of a certain color car passing by.	Think of two characters from two different books or shows. Write a story about what might happen if they met each other.																

ESL at Home 6-8 Weeks 3-4

Use notebook paper to complete these activities. Do one each day!

Monday	Tuesday	Wednesday	Thursday	Friday
Pick a page from a book. Change all of the nouns to things you see right in front of you in your house, then read it aloud.	Make a T-chart. Make a list of things you like about learning at home versus at school. <div><div>Home</div><div>School</div></div>	Find food in your house, like crackers or water bottles. Write or draw a word problem. Omar has 346 crackers. Neveah ate one hundred three. How many are left?	Go outside and look up at the clouds. Draw what you see.	Choose two animals. Draw and label their food web. Create a Venn diagram to compare their ecosystems.
Monday	Tuesday	Wednesday	Thursday	Friday
Create a shadow puppet story on the wall. Write the title, characters, problem, solution, and ending to your story.	Use crackers or candy to build a castle. How tall can you make it? How many pieces did you use? List your materials.	Take a walk in your neighborhood and search for items in nature that form the shape of letters. Draw what you see. 	Think of someone you would like to interview. Write them a letter with at least three questions.	Use the food in your house to create a menu with prices. Use them to write word problems. Example: Milk = \$21.00 Bananas = \$33.00 Ice cream = \$12.00