

Forward Exam

Forward Exam ELA Results – Percentage Advanced and Proficient

| School District | 2016-17 | Rank |
|------------------------------|---------|------|
| ECASD | 49.4% | |
| State | 44.4% | |
| 11 Districts with UW Schools | 42.6% | 3 |
| 10 Largest Wisconsin Schools | 37.6% | 1 |

Forward Exam ELA Results-Percentage Advanced and Proficient

| 11 Districts with UW Schools (In Rank Order) | Percentage | 10 Largest Schools (In Rank Order) | Percentage |
|--|--------------|--|--------------|
| River Falls School District | 61.5% | Eau Claire Area School District | 49.4% |
| Stevens Point Area Public Schools | 49.8% | Janesville School District | 49.2% |
| Eau Claire Area School District | 49.4% | Kenosha School District | 43.3% |
| Superior School District | 46.3% | Waukesha School District | 42.3% |
| Menomonie Area School District | 45.4% | Appleton Area School District | 40.4% |
| Whitewater School District | 43.9% | Sheboygan Area School District | 40.4% |
| Oshkosh Area School District | 42.1% | Madison Metropolitan School District | 36.5% |
| La Crosse School District | 41.9% | Green Bay Area Public School District | 31.4% |
| Madison Metropolitan School District | 36.5% | Racine School District | 22.5% |
| Green Bay Area Public School District | 31.4% | Milwaukee School District | 20.1% |
| Milwaukee School District | 20.1% | State | 44.4% |
| State | 44.4% | | |

10 Largest Wisconsin Schools: Appleton, Eau Claire, Green Bay, Janesville, Kenosha, Madison, Milwaukee, Racine, Sheboygan, Waukesha

11 Districts with UW Schools: Eau Claire, Green Bay, La Crosse, Madison, Menomonie, Milwaukee, Oshkosh, River Falls, Stevens Point, Superior, Whitewater

Forward Exam

Forward Exam Mathematics Results – *Percentage Advanced and Proficient*

| School District | 2016-17 | Rank |
|------------------------------|---------|------|
| ECASD | 51.3% | |
| State | 42.8% | |
| 11 Districts with UW Schools | 40.0% | 2 |
| 10 Largest Wisconsin Schools | 35.6% | 1 |

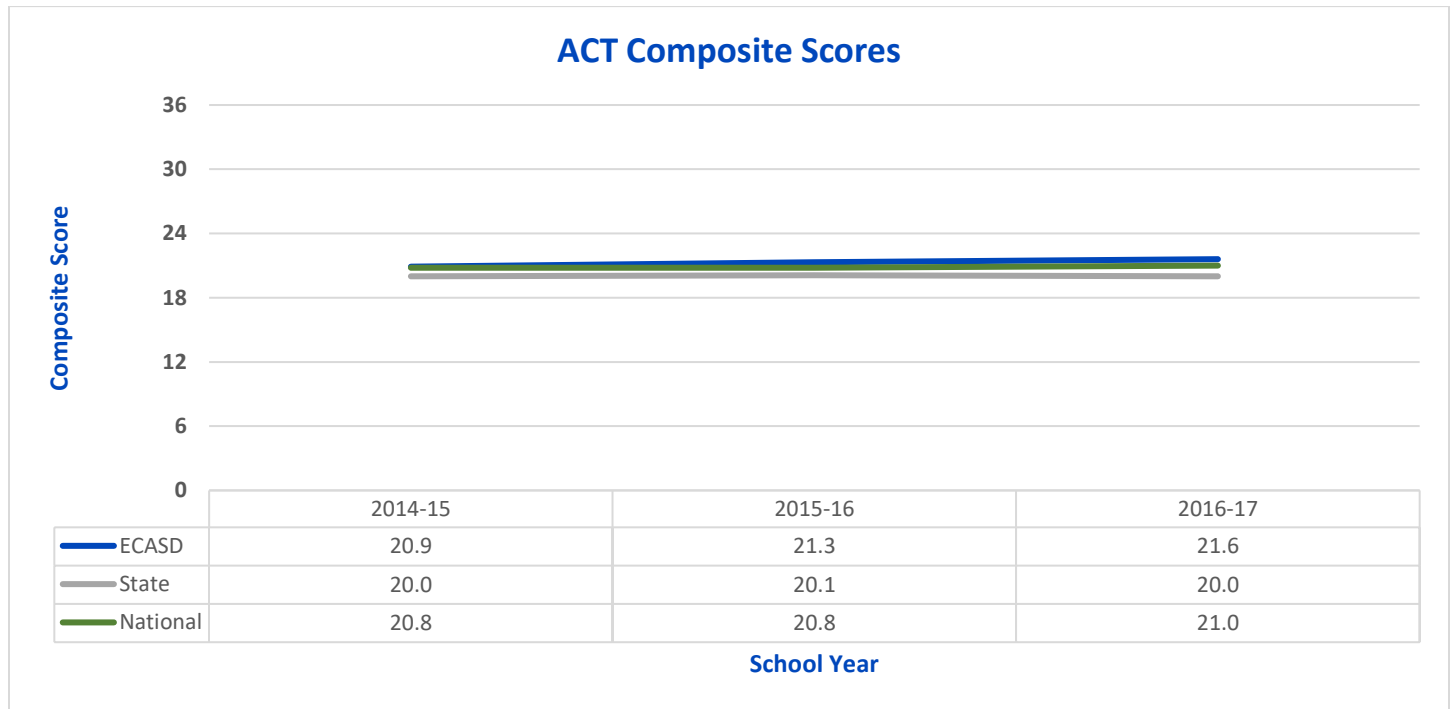
Forward Exam Mathematics Results–*Percentage Advanced and Proficient*

| 11 Districts with UW Schools (In Rank Order) | Percentage | 10 Largest Schools (In Rank Order) | Percentage |
|--|--------------|--|--------------|
| River Falls School District | 52.8% | Eau Claire Area School District | 51.3% |
| Eau Claire Area School District | 51.3% | Waukesha School District | 43.8% |
| Stevens Point Area Public Schools | 48.5% | Appleton Area School District | 42.2% |
| Menomonie Area School District | 44.6% | Janesville School District | 42.2% |
| Oshkosh Area School District | 43.9% | Sheboygan Area School District | 38.3% |
| Superior School District | 42.6% | Kenosha School District | 37.0% |
| Whitewater School District | 39.3% | Madison Metropolitan School District | 35.9% |
| La Crosse School District | 36.6% | Green Bay Area Public School District | 28.8% |
| Madison Metropolitan School District | 35.9% | Racine School District | 21.4% |
| Green Bay Area Public School District | 28.8% | Milwaukee School District | 15.4% |
| Milwaukee School District | 15.4% | State | 42.8% |
| State | 42.8% | | |

10 Largest Wisconsin Schools: Appleton, Eau Claire, Green Bay, Janesville, Kenosha, Madison, Milwaukee, Racine, Sheboygan, Waukesha

11 Districts with UW Schools: Eau Claire, Green Bay, La Crosse, Madison, Menomonie, Milwaukee, Oshkosh, River Falls, Stevens Point, Superior, Whitewater

ACT



ACT Results – Composite Score

| School District | 2016-17 | Rank |
|-------------------------------------|-------------|----------|
| ECASD | 21.6 | |
| State | 20.0 | |
| 11 Districts with UW Schools | 19.9 | 2 |
| 10 Largest Wisconsin Schools | 19.2 | 1 |

10 Largest Wisconsin Schools: Appleton, Eau Claire, Green Bay, Janesville, Kenosha, Madison, Milwaukee, Racine, Sheboygan, Waukesha

11 Districts with UW Schools: Eau Claire, Green Bay, La Crosse, Madison, Menomonie, Milwaukee, Oshkosh, River Falls, Stevens Point, Superior, Whitewater

ACT

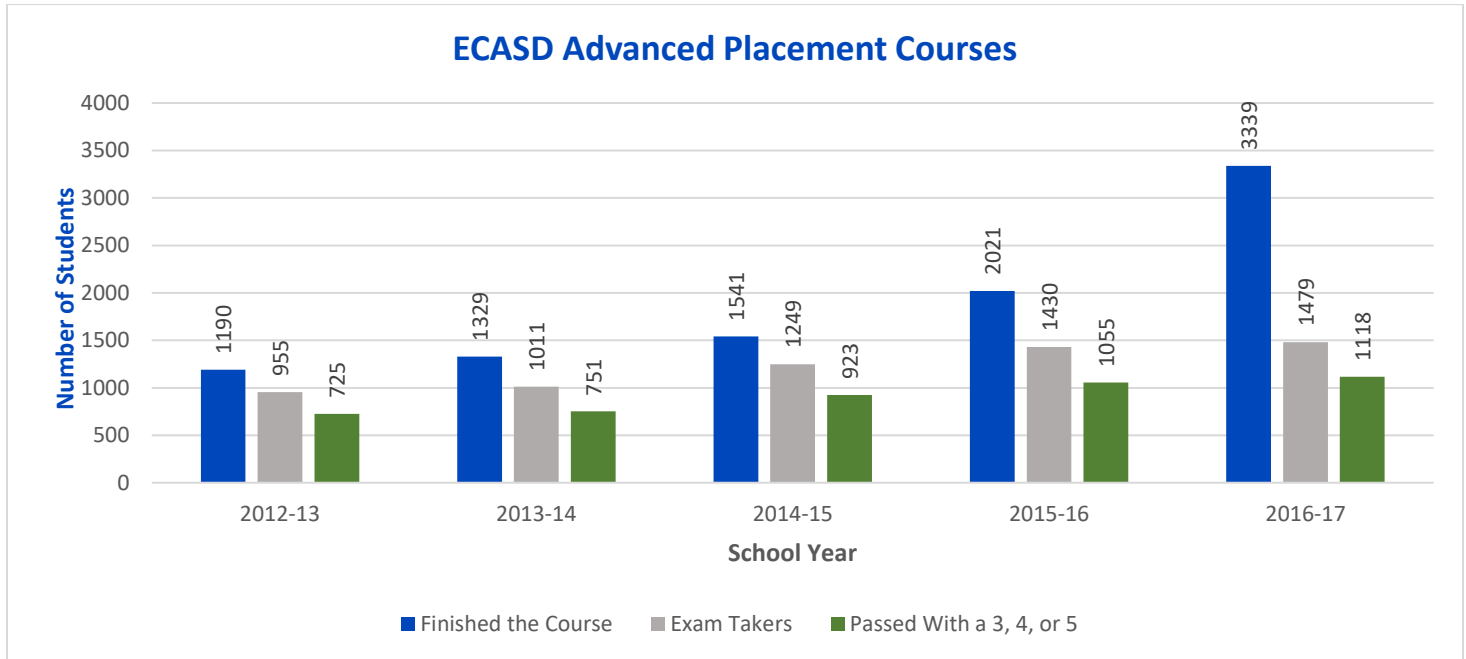
| 11 Districts with UW Schools (In Rank Order) | Composite |
|--|-------------|
| River Falls School District | 21.8 |
| Eau Claire Area School District | 21.6 |
| Madison Metropolitan School District | 21.1 |
| Menomonie Area School District | 20.8 |
| Stevens Point Area Public Schools | 20.4 |
| La Crosse School District | 20.3 |
| Oshkosh Area School District | 20.2 |
| Whitewater School District | 19.8 |
| Superior School District | 19.4 |
| Green Bay Area Public School District | 18.3 |
| Milwaukee School District | 16.2 |
| State | 20.0 |

| 10 Largest Schools (In Rank Order) | Composite |
|--|-------------|
| Eau Claire Area School District | 21.6 |
| Madison Metropolitan School District | 21.1 |
| Appleton Area School District | 20.5 |
| Waukesha School District | 20.4 |
| Janesville School District | 19.1 |
| Sheboygan Area School District | 19.0 |
| Kenosha School District | 18.6 |
| Green Bay Area Public School District | 18.3 |
| Racine School District | 17.5 |
| Milwaukee School District | 16.2 |
| State | 20.0 |

10 Largest Wisconsin Schools: Appleton, Eau Claire, Green Bay, Janesville, Kenosha, Madison, Milwaukee, Racine, Sheboygan, Waukesha

11 Districts with UW Schools: Eau Claire, Green Bay, La Crosse, Madison, Menomonie, Milwaukee, Oshkosh, River Falls, Stevens Point, Superior, Whitewater

Advanced Placement (AP) Results



***2015-16 Data, 2016-17 Not Yet Released**

Advanced Placement (AP) Results – Percentage Receiving a 3, 4, or 5

| School District | 2015-16 | Rank |
|------------------------------|---------|------|
| ECASD | 73.9% | |
| State | 65.6% | |
| 11 Districts with UW Schools | 65.9% | 4 |
| 10 Largest Wisconsin Schools | 58.0% | 2 |

10 Largest Wisconsin Schools: Appleton, Eau Claire, Green Bay, Janesville, Kenosha, Madison, Milwaukee, Racine, Sheboygan, Waukesha

11 Districts with UW Schools: Eau Claire, Green Bay, La Crosse, Madison, Menomonie, Milwaukee, Oshkosh, River Falls, Stevens Point, Superior, Whitewater

Advanced Placement (AP) Results

***2015-16 Data, 2016-17 Not Yet Released**

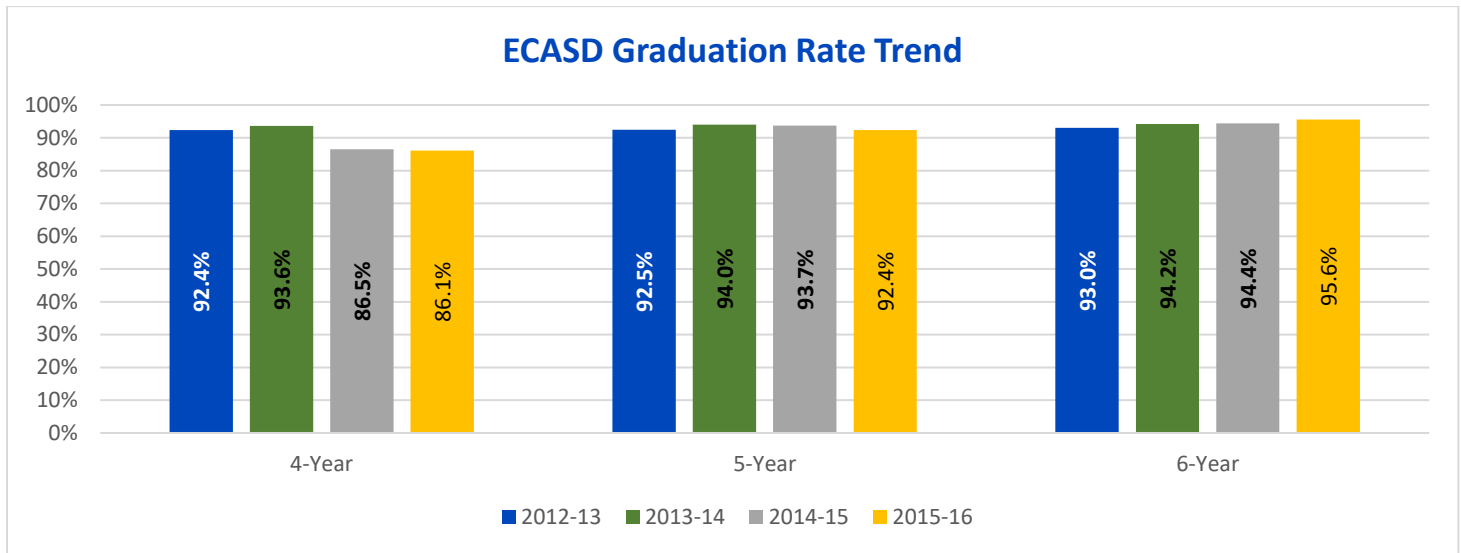
| 11 Districts with UW Schools (In Rank Order) | Percentage |
|---|-------------------|
| Madison Metropolitan School District | 79.3% |
| Menomonie Area School District | 76.8% |
| Oshkosh Area School District | 75.9% |
| Eau Claire Area School District | 73.9% |
| Stevens Point Area Public Schools | 72.6% |
| River Falls School District | 68.9% |
| Whitewater School District | 68.2% |
| Green Bay Area Public School District | 68.0% |
| La Crosse School District | 60.9% |
| Superior School District | 60.4% |
| Milwaukee School District | 19.6% |
| State | 65.6% |

| 10 Largest Schools (In Rank Order) | Percentage |
|---|-------------------|
| Madison Metropolitan School District | 79.3% |
| Eau Claire Area School District | 73.9% |
| Appleton Area School District | 73.6% |
| Green Bay Area Public School District | 68.0% |
| Kenosha School District | 60.0% |
| Sheboygan Area School District | 59.5% |
| Janesville School District | 52.0% |
| Waukesha School District | 51.9% |
| Racine School District | 42.4% |
| Milwaukee School District | 19.6% |
| State | 65.6% |

10 Largest Wisconsin Schools: Appleton, Eau Claire, Green Bay, Janesville, Kenosha, Madison, Milwaukee, Racine, Sheboygan, Waukesha

11 Districts with UW Schools: Eau Claire, Green Bay, La Crosse, Madison, Menomonie, Milwaukee, Oshkosh, River Falls, Stevens Point, Superior, Whitewater

Graduation Rates



Graduation Rates 2015-16

| School District | 4-Year | Rank | 5-Year | Rank | 6-Year | Rank |
|-------------------------------------|--------------|----------|--------------|----------|--------------|----------|
| ECASD | 86.1% | | 92.4% | | 95.6% | |
| State | 88.2% | | 91.1% | | 92.3% | |
| 11 Districts with UW Schools | 84.5% | 6 | 89.7% | 7 | 91.6% | 4 |
| 10 Largest Wisconsin Schools | 81.2% | 4 | 86.1% | 3 | 87.9% | 1 |

10 Largest Wisconsin Schools: Appleton, Eau Claire, Green Bay, Janesville, Kenosha, Madison, Milwaukee, Racine, Sheboygan, Waukesha

11 Districts with UW Schools: Eau Claire, Green Bay, La Crosse, Madison, Menomonie, Milwaukee, Oshkosh, River Falls, Stevens Point, Superior, Whitewater

Graduation Rates

| 11 Districts with UW Schools (In Rank Order) | Percentage 4-Year | 11 Districts with UW Schools (In Rank Order) | Percentage 5-Year | 11 Districts with UW Schools (In Rank Order) | Percentage 6-Year |
|--|-------------------|--|-------------------|--|-------------------|
| Menomonie Area School District | 91.4% | Menomonie Area School District | 96.7% | River Falls School District | 98.5% |
| La Crosse School District | 91.0% | River Falls School District | 95.7% | Menomonie Area School District | 97.4% |
| Whitewater School District | 90.6% | La Crosse School District | 94.6% | Stevens Point Area Public Schools | 96.4% |
| Oshkosh Area School District | 90.2% | Oshkosh Area School District | 93.7% | Eau Claire Area School District | 95.6% |
| River Falls School District | 88.4% | Stevens Point Area Public Schools | 93.3% | Whitewater School District | 95.4% |
| Eau Claire Area School District | 86.1% | Superior School District | 92.8% | Oshkosh Area School District | 94.4% |
| Superior School District | 86.1% | Eau Claire Area School District | 92.4% | La Crosse School District | 94.1% |
| Stevens Point Area Public Schools | 84.3% | Whitewater School District | 92.1% | Superior School District | 91.3% |
| Green Bay Area Public School District | 83.8% | Madison Metropolitan School District | 87.6% | Madison Metropolitan School District | 90.4% |
| Madison Metropolitan School District | 78.3% | Green Bay Area Public School District | 82.5% | Green Bay Area Public School District | 83.2% |
| Milwaukee School District | 59.7% | Milwaukee School District | 65.4% | Milwaukee School District | 70.4% |
| State | 88.2% | State | 91.1% | State | 92.3% |

| 10 Largest Schools (In Rank Order) | Percentage 4-Year | 10 Largest Schools (In Rank Order) | Percentage 5-Year | 10 Largest Schools (In Rank Order) | Percentage 6-Year |
|--|-------------------|--|-------------------|--|-------------------|
| Sheboygan Area School District | 89.6% | Sheboygan Area School District | 94.8% | Eau Claire Area School District | 95.6% |
| Janesville School District | 87.7% | Janesville School District | 92.8% | Sheboygan Area School District | 95.2% |
| Kenosha School District | 87.1% | Eau Claire Area School District | 92.4% | Kenosha School District | 92.2% |
| Eau Claire Area School District | 86.1% | Kenosha School District | 91.8% | Appleton Area School District | 91.1% |
| Green Bay Area Public School District | 83.8% | Appleton Area School District | 88.7% | Madison Metropolitan School District | 90.4% |
| Waukesha School District | 82.3% | Madison Metropolitan School District | 87.6% | Janesville School District | 90.1% |
| Appleton Area School District | 80.9% | Waukesha School District | 86.2% | Waukesha School District | 87.6% |
| Madison Metropolitan School District | 78.3% | Green Bay Area Public School District | 82.5% | Green Bay Area Public School District | 83.2% |
| Racine School District | 76.8% | Racine School District | 79.0% | Racine School District | 82.9% |
| Milwaukee School District | 59.7% | Milwaukee School District | 65.4% | Milwaukee School District | 70.4% |
| State | 88.2% | State | 91.1% | State | 92.3% |