



# Student Guide

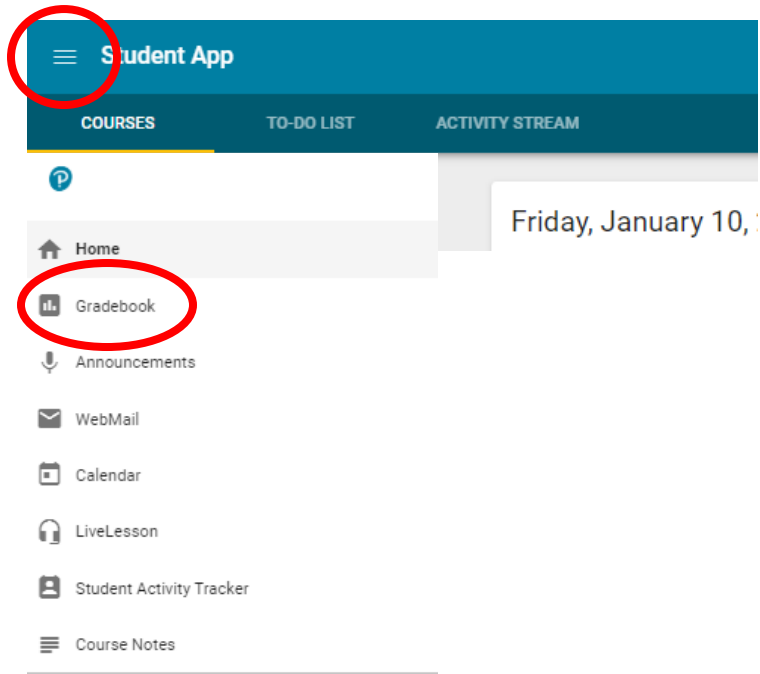
2020

*Resources to help every Griffin be successful.*

## CONTENTS

- **Menu**
- **Gradebook**
- **Course Activities**
- **Backpack**
- **Course Resources**
- **Live Lessons**
- **Teacher's Phone #**
- **Local Office Hours**
- **Community Learning Experiences**
- **Website Access Tip**
- **Contact Information**

# Menu



## Gradebook

**Gradebook is a great place to check on your progress and your grades. Within each course's gradebook, you will be able to see your progress as well as what you have left to complete.**

Reflection 100%

Activity	Location
1.1.7 - Reflection: Reflection	1. Focus on Success > 1.1. Get in Shape for Math
1.2.5 - Reflection: Goal Setting	1. Focus on Success > 1.2. Resources for Success
2.3.6 - Reflection: Reflection	2. Expressions, Equations, and Inequalities > 2.3. Algebraic Expressions
3.4.7 - Reflection: More About Linear Equations Self-Reflection	3. Functions, Equations, and Graphs > 3.4. More About Linear Equations
4.3.6 - Reflection: Reflection	4. Linear Systems > 4.3. Systems of Inequalities

# Course Activities

Once you select a course, select Course Activities to begin working through the activities of a course. Before you get started with the units, review some of the resources found in this section.

**Announcements (1)**

Welcome to Mrs. Campbell's Class  
Algebra 2 A (CL), 5.18, D Tue 09/03

**To-do (0)**

No activities currently due

**Algebra 2 A (CL), 5.18, D**

- Course Guide ✓
- Course Overview ✓
- Backpack** ✓
- Course Resources
- 1. Focus on Success ✓
- 2. Expressions, Equations, and Inequalities ✓
- 3. Functions, Equations, and Graphs ✓
- 4. Linear Systems ✓
- 5. Quadratic Functions and ✓

**Algebra 2 A (CL), 5.18, D**

93.89%  
(Enrollment End Date 1/16/2020 - 7 days remaining)

**Last Visited:**

8.1.2 - Instruction

**Up Next:**

Finding Number of Days Left In Your

**Welcome to Mrs. Campbell's Algebra 2 Math Course!!!**

**Contact Information:**

## Backpack

Contains materials you will need for the course.

Some you will need to purchase. Some are digital.

Some are books and materials that will be mailed to your residence.

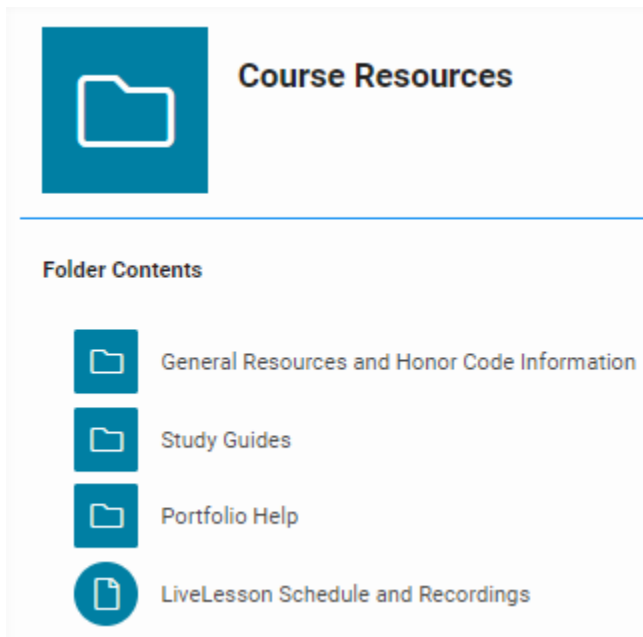
**Backpack**

**Folder Contents**

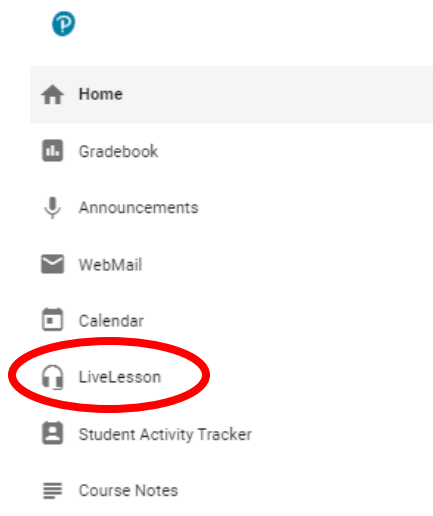
- Course Materials
- Glossary Terms
- Web Links
- Resource Packets

# Course Resources

Course Resources is another important area under “Course Activities”. Here you can find resources that are needed to study for exams, as well as “Live Lessons Schedule and Recordings”, which will be where you will see your courses lesson schedule and the recordings of past lessons.



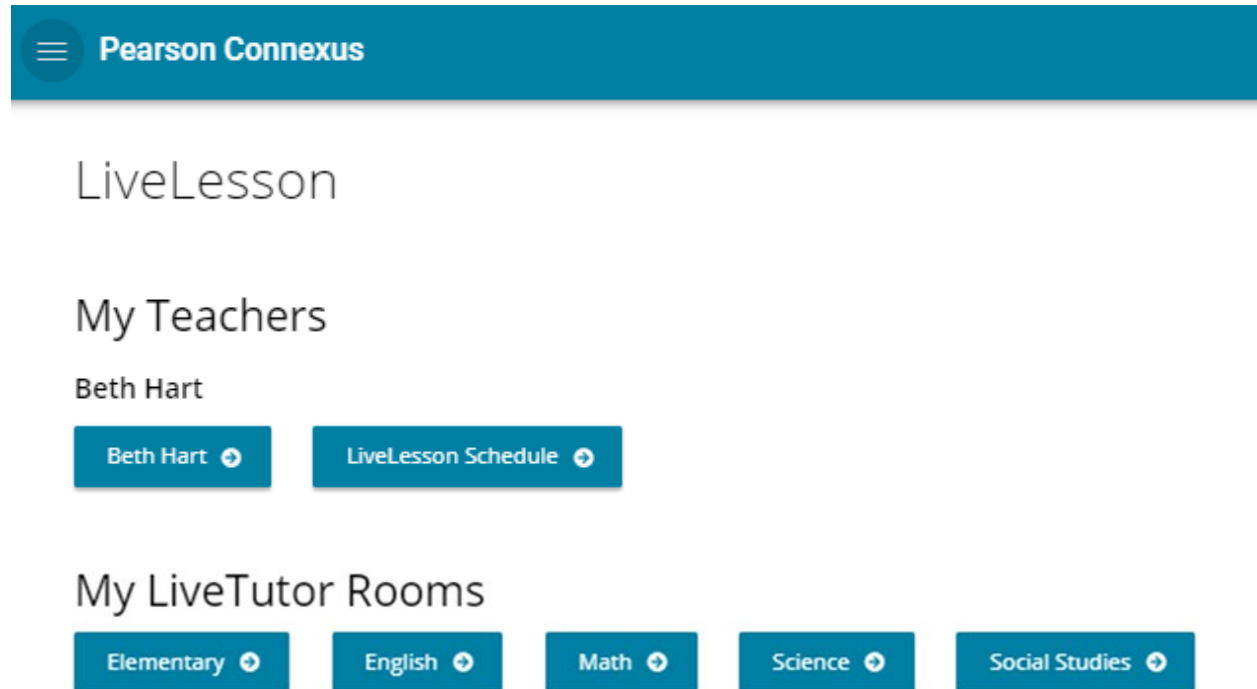
## Live Lessons



Live lessons can be found on the main menu drop down under its own tab.

Within live lessons, you will see links to your teachers' lessons.

\*At the bottom of this page, you will see "My LiveTutor Rooms". This gives you access to teachers in these areas who can help you if you are stuck on something in English, Science, Social Studies or Mathematics.



The screenshot shows the Pearson Connexus LiveLesson interface. At the top is a blue header with the Pearson Connexus logo. Below the header, the text "LiveLesson" is displayed. Underneath, the section "My Teachers" shows the name "Beth Hart". Below the name are two buttons: "Beth Hart" and "LiveLesson Schedule". Further down, the section "My LiveTutor Rooms" is shown, followed by five buttons for different subjects: "Elementary", "English", "Math", "Science", and "Social Studies". Each button has a small right-pointing arrow.

## Teacher's Phone #

When you first click "Course Activities", you will see a welcome page with a picture of the teacher. On that page, the teacher's phone # is listed. **YOUR TEACHER'S PHONE NUMBER IS ONE OF YOUR MOST POWERFUL TOOLS.** When you are stuck, when you are going to be absent, if you get behind, if you need to retake a test, or if you are working ahead and something needs to be unlocked for you, the easiest way to solve your issue is to pick up the phone and call your teacher. While many teachers have office hours, they are usually happy to talk to students any time during regular business hours. If they are not there, leave a message.

## Local Office Hours

For help with the platform, or with your courses, please visit the Lead Teacher Office Hours at the LE Phillips Public Library in the Dabble Box area on Fridays during 10 am to 11:30 am. If this time does not work, please contact the lead teacher and schedule a time and place to meet.

## Community Learning Experiences

Throughout the year, ECVS hosts a variety of community learning experiences where students have the opportunity to get to know each other and learn in a hands-on way. Schedules for these events are found on our ECVS website <http://www.ecasd.us/Eau-Claire-Virtual-School/Home> and generally advertised through announcements in the Pearson Connexus system.

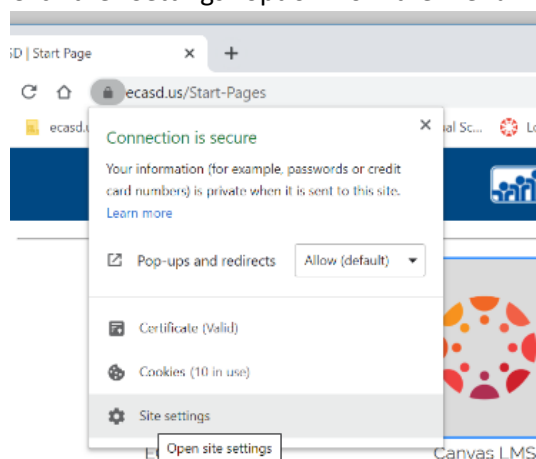
# Website Access Tip

Many of the ECVS courses use Flash to show students content. Since some computers have a default setting that blocks Flash, you may need to enable it.

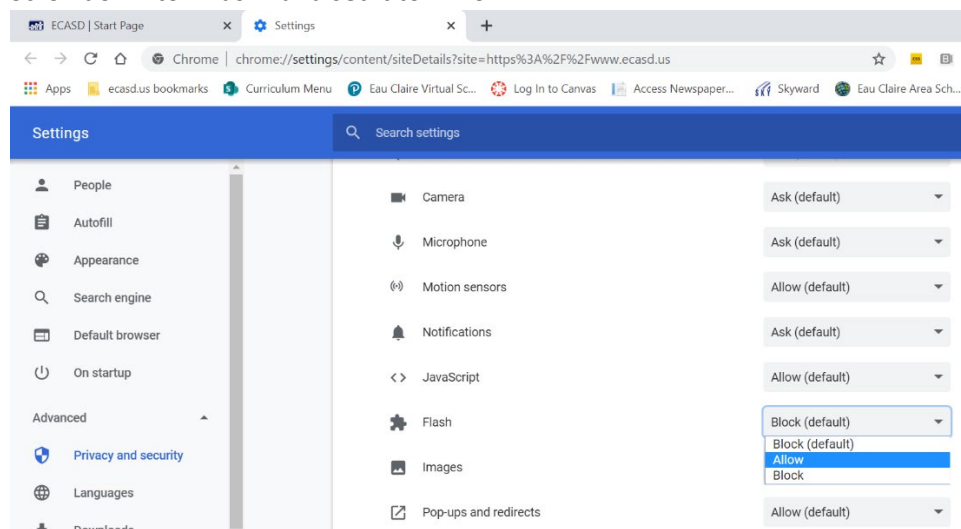
1. Use Chrome as your browser. For many reasons it works better than Edge or Firefox.
2. If you click a link and you get a page that is mostly white with an error message, follow these steps.
3. Click the little lock icon to the left of the web address at the top of the page.



4. Click the “Settings” option from the menu



5. Scroll down to “Flash” and set it to “Allow”



6. When you x out of this page, the site you were trying to access will now show an option to “reload”. Click “reload” and the resource should open.



# Contacts

<b>ECVS Student Learning Site</b>	<a href="https://ecvs.lms.pearsonconnexus.com">ecvs.lms.pearsonconnexus.com</a>
<b>Pearson Teachers</b>	Located on “Course Activities” Page for each course
<b>Tech Support</b>	844-597-3224
<b>Lead Teacher</b>	Drew Seveland <a href="mailto:aseveland1@ecasd.us">aseveland1@ecasd.us</a> 715-852-3102
<b>Counselor</b>	Quinn Hrdlicka <a href="mailto:qhrdlicka@ecasd.us">qhrdlicka@ecasd.us</a> 715-833-6436
<b>Secretary/Registrar</b>	Jenna Mattice <a href="mailto:jmattice@ecasd.us">jmattice@ecasd.us</a> 715-852-3030
<b>ECASD ECVS Information</b>	<a href="http://www.ecasd.us/Eau-Claire-Virtual-School/Home">www.ecasd.us/Eau-Claire-Virtual-School/Home</a>