

At-Home Art for Flynn Flyers

Choose from the options below (one or both) to explore the Element of Art: VALUE.

VALUE is the lightness or darkness of a tone or color.

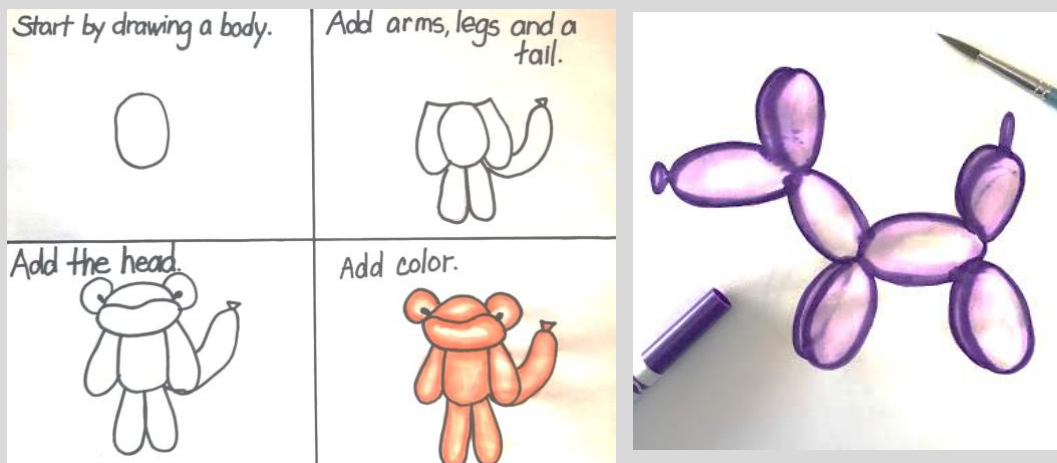
Week of May 18-22, 2020

Upload a photo of your completed art to Artsonia under 5/18 Elements of Art: VALUE using school code: ZBMZ-TMYX!


I'd love to see what you have made!

ART CHOICE #1: Make an image look 3D using VALUE.

1. Draw whatever kind of animal you'd like. (If you want a monkey you can follow the steps outlined below.)
2. Outline your balloon animal with a washable marker.
3. Dip a cotton ball/swab or a paint brush into water and spread the marker ink to create lights and darks of the color.



ART CHOICE #2: Ansel Adams Atmospheric Distance Landscape



1. Draw 3-4 different wavy horizontal lines.
2. Color the **foreground** (bottom section) darkest using a pencil, marker, or crayon.
3. Color the **middle ground** (middle section(s)) slightly lighter as you go up with the same color.
4. Color the **background** (top section) the lightest value or keep it white.

Range of Value (also known as a gradient or ombre) is a collection of tones (white to black) or colors that spans from light to dark.

Inspiration Artist Ansel Adams




See more Ansel Adams photos at the National Archives!

BONUS RESOURCES

Want to learn more about VALUE? Check out these ideas!

Watch Ansel Adams talk about how he visualizes art.

Listen to Scratch Garden sing a song about value.



1. Draw a horizontal rectangle and section it into 6 boxes.
2. Using a pen or pencil, try one or more of the techniques outlined above.
3. Notice that as the space between lines gets closer together the VALUE gets darker!