


Andy Goldsworthy

British nature sculptor (born in 1956)

[Watch this video](#) filmed by The Tate art museum in England of Andy talking about how he feels about making art!



Andy Goldsworthy built **TEMPORARY** art using items he found outside. Photos of the art could make it “last longer.”


Check out [this non-fiction book](#) about him and his art.



Look how he used **VALUE** (light to dark) to focus on the center of these images. He did not paint the rocks or leaves!


ASSIGNMENT:

Collect *natural items* you find **OUTSIDE** (leaves, grass, sticks, pinecones). Put them together in an interesting way—try a few different designs to come up with your best idea. Take a photos! Choose your best picture (you only get one) and upload it to Artsonia (directions on the Flynn website) under “Elements of Art: SPACE.”



Element of art: SPACE is the distances or areas around, between, and within a piece of art. Space can be the area taken up by the art (2D or 3D) but also how the artist uses the space within that area. How does the artist or the patron "see" the space/art?

For example, in the photo below, Goldsworthy has created a sculpture in a still pond, so the **background** shows a great distance to the **horizon line**. In addition, his arrangement of the sticks gets closer together toward the center, so that the "empty" center circle is **emphasized**.



← Hint

This sculpture is made from sticks Goldsworthy attached together. However, the sculpture is NOT a complete circle. Can you see how he made it?

Challenge! Can you use VALUE (a change from light to dark or one color to another in the same space) in your art to create more interest? (see examples on other page also)

